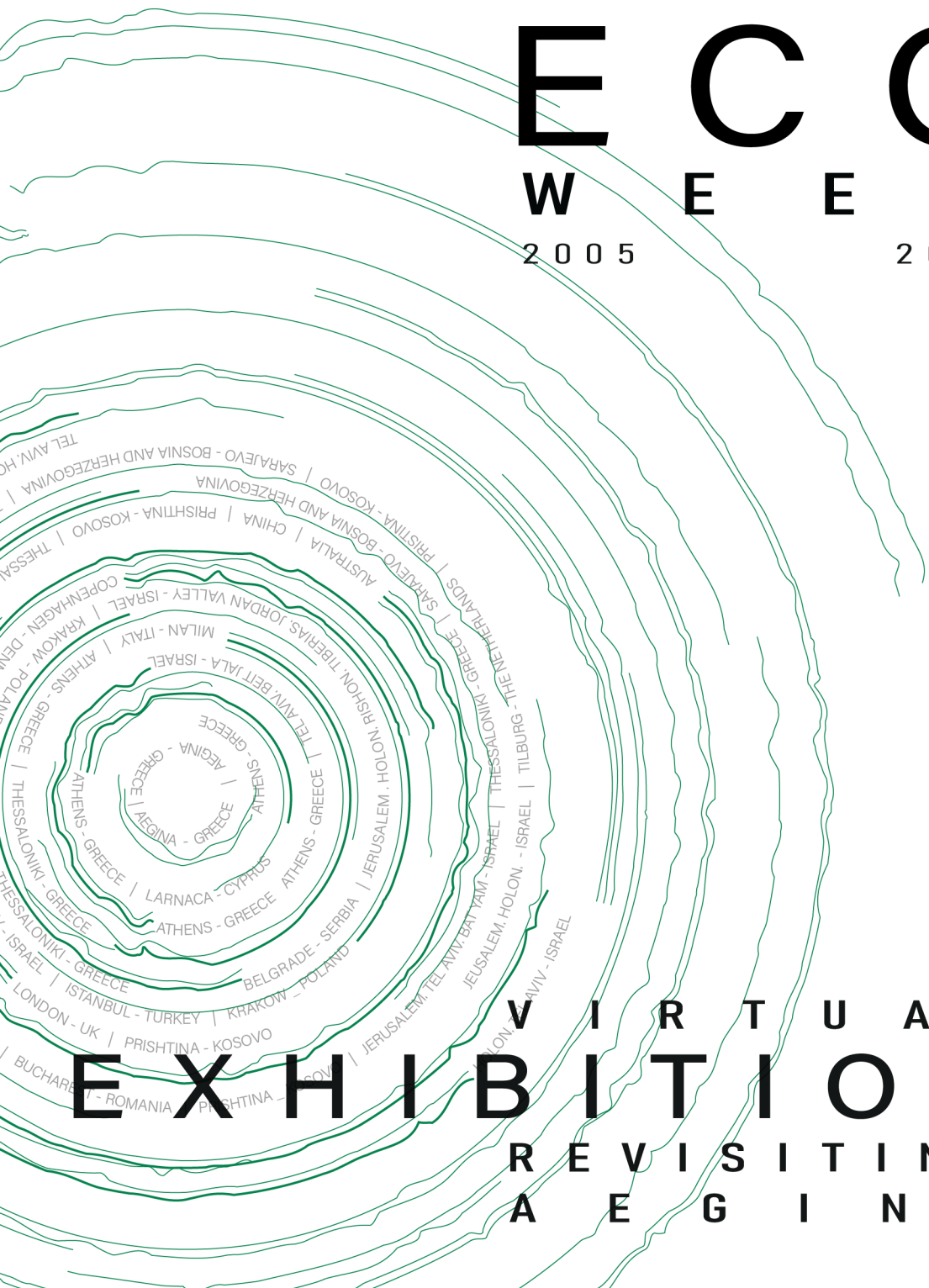




ECO WEEK 2005 2020



EXHIBITION VIRTUAL REVISITING AEGINA

02.10.2020



EDITORS: Pavlos Symianakis
Elias Messinas
Despoina Kouinoglou
Athanasios Petsinis
Spyridon Tsamadias

PRODUCTION MANAGER: Pavlos Symianakis


TEXTS: Pavlos Symianakis and Elias Messinas

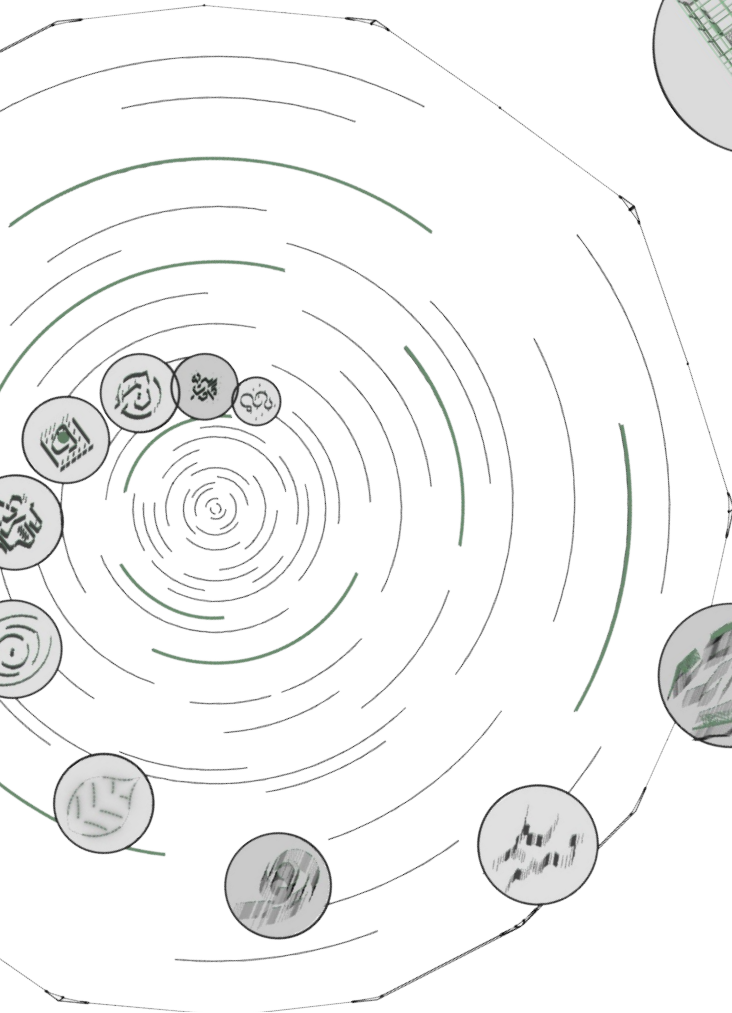
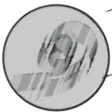
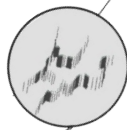
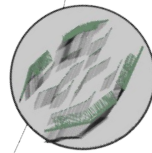
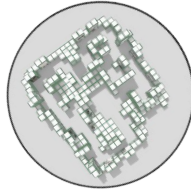
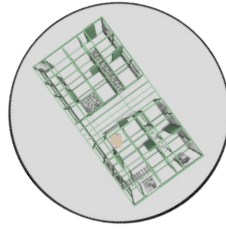
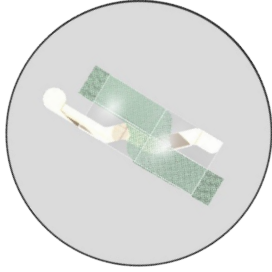
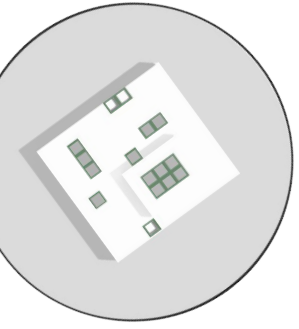
ISBN: 978-618-83112-1-3

Copyright: ©2021 ECOWEEK

This book is a project by NGO ECOWEEK. All rights reserved. No portion of this book may be reproduced, stored in retrieval system, or transmitted in any form or by any means, mechanically, electronic, photocopying, recording, or otherwise, without written permission.

This book is available online and in a hard-copy. For details visit:
<https://ecoweeek.org>





CONTENTS

6 INTRODUCTION BY ELIAS MESSINAS

8 INTRODUCTION TO ECOWEEK VIRTUAL EXHIBITION

12 EXHIBITION LOBBY

24 EXHIBITION PAVILIONS

56 THE TEAM



Dr. Elias Messinas
Architect and Social Entrepreneur
Founding Chairman of ECOWEEK

INTRODUCTION

This catalogue marks the opening of the first ECOWEEK virtual exhibition: a retrospective of the first 15 years of the ECOWEEK journey to sustainability!

With COVID-19 lockdowns, it was not only about turning from physical to virtual, but taking what seemed as a disadvantage and turning it into an advantage. Thanks to technology, after 15 years of physical activity in 17 countries, it was possible to shift to a new paradigm. It was also thanks to the ECOWEEK team, which was swift and determined. In 2020, not only all international conferences were virtual, but the anniversary event – that featured the retrospect exhibition – was virtual as well.

Thanks to Pavlos Symianakis and the exhibition team of young architects – Evgenia Dickins, Mehmet Kisa, Artemis Korovesi, Foteini Masiala, Despoina-Elisavet Michaelidi, Flaka Pergjegjaj, Clirimtare Syla, Bijona Trakaniqi, and Anjeza Vokshi – this online exhibition and catalogue were made possible.

Is a virtual exhibition like a 'real' exhibition? As philosopher David Chalmers would argue 'virtual' does not mean 'fake' anymore, but simply something 'computer-like'. Thus

BY ELIAS MESSINAS

creating a virtual exhibition does neither reduce the value of the actual experience, nor does it disconnect the experience from that of the physical workshop it was created. Further, the Moz://a platform has the advantage to enable avatar visitor interaction, therefore not only interacting with the exhibits, but with other visitors in virtual space as well. So, the conceptual space created by the curating team, was the perfect home for ECOWEEK. As Petros Papaioannou, the editor of KTIRIO, the leading Greek architecture magazine, once told me: 'ECOWEEK is spirit. And a spirit needs a home.' The virtual home created by virtual platforms following COVID-19 lockdowns, and the Moz://a platform, are perhaps the closest one can envision.

The exhibition concept was based on the tree. It not only refers to the environmental values at the core of ECOWEEK. It also reflects what Palestinian architect Omar Yousef once said about ECOWEEK: 'ECOWEEK is like a healthy forest. It provides a safe space for diversity and cooperation.' We have seen this forest grow in real space, when children come to the newly created installations by ECOWEEK, like the bees come to a blossoming field. The virtual exhibition is a solution to the

constraints posed by COVID-19. It aligns with the belief at ECOWEEK that solutions exist, and that each one of us, can learn from each other and through cooperation, can make a difference.

Whether physical or virtual, participants join the ECOWEEK space with the same enthusiasm, the same outpour of creative and innovative ideas, and the same commitment and hard work, to create the next applicable sustainable solution.

In the early 1990s, at Yale, I learned from one of my mentors, dean architect Tom Beeby, that Yale brings for its students different voices, different approaches, to confuse them. So that in the end they will discover their own voice. I took this message with me. At ECOWEEK we try a similar idea, with an addition. We also encourage our participants to discover their own voice to sustainability.

I invite you to visit the virtual exhibition and join us in this amazing journey. Whether virtual or physical.



INTRODUCTION

Pavlos Symianakis
Architect and Exhibition Coordinator

“Working with ECOWEEK has been a great experience. The idea for the online exhibition is very innovative and the whole workflow and process was perfectly adapted to the circumstances.

The team was very compatible and the ECOWEEK team was extremely helpful. Given the difficulties (tight time-frame, remote work), I believe we had an amazing ‘compensation’ for our hard work. Thank you ECOWEEK and I hope we can collaborate again!”

----- Exhibition design team volunteer feedback

TO ECOWEEK VIRTUAL EXHIBITION

The ECOWEEK online exhibition was an experiment. It was made possible thanks to the creative ECOWEEK exhibition team which I had the privilege to coordinate and lead in this project.

It was created out of necessity as COVID-19 changed the ECOWEEK format from physical to online. So, to celebrate the 15-year anniversary of ECOWEEK, an online format was chosen. Not only for the international conference and workshops, but for the exhibition, as well.

The curation process was like an online workshop, with lectures by experts in exhibition curating techniques, masterplan and pavilion design. It also included design crit sessions with experts including the ECOWEEK Chairman architect Elias Mesinas, and ECOWEEK Associate landscape architect Despoina Kouinoglou.

The design process was divided into two phases:

- a. The development of concepts and narratives for the exhibition masterplan and the virtual space to host it: the central space and the individual pavilions.
- b. The digital construction phase, which included VR models in the game engine Spoke in Hubs by Moz://a, and the online exhibition catalogue.

I hope you will enjoy visiting the online exhibition!

Not only to learn about sustainable design through the exhibits, but also to enjoy the spatial experience of the virtual space, and, perhaps, the virtual interaction with other visitors.


Name & Avatar

Andrii Matvilenko




Browse Avatars

Accept



hubs by  **moz://a**

caption 1:
The virtual exhibition lobby



EXHIBITION
LOBBY

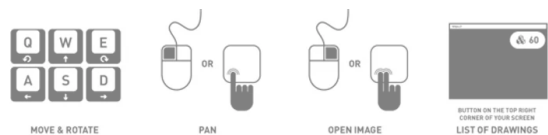
You can enter the exhibition through Moz://a Hubs. Browsing around the lobby is made possible by using keyboard and mouse (see visual diagram).

Among the photos of the exhibition lobby, are the portus (the entering points to the virtual pavilions). One for each one of the ECOWEEK years of activity. Fifteen in total.

The exhibition virtual space allows for interaction with the exhibits and other visitors in the virtual space. This makes the virtual experience more lively and the lobby and exhibition pavilions 'feel' like real spaces.

Visit the exhibition:

<https://hubs.mozilla.com/cFiCqgY/15-years-ecoweek?fbclid=I-wAR2GLKQ2EENmif-Mp0bbYFLPmyYtyQo3iyQ8J83-WWCwRoA-HodRVZQ0AR4k>



CONCEPT IDEA

If a virtual exhibition is the answer, what would be the question?

The first thing the curating and design team did was to deconstruct the concept of an ECOWEEK exhibition, so that the goal becomes more clear and the way to achieve that.

So the first aspect came by trying to define the concept of the exhibition. While most people have been to an exhibition before, most people know what an exhibition is. However, the question that occupied the team was how to adapt an exhibition in a virtual environment. To match the current pandemic conditions.

The COVID-19 pandemic, the curfews, the self-isolation, were all a new condition that at a personal level, everyone had to adapt to. Then, how could these conditions become the driving part for the exhibition? The answer was to switch to digital. Yet, more questions rose: How to make this transition from physical to metaverse? How to translate an infinite amount of numbers to a binary code? How to define the whole with zero and finally, how to translate the familiar term 'physical' exhibition to an online one?

The work was structured as a design studio or workshop. Starting with the design phase – what is very familiar to architects and designers: brainstorming, sketching, and engaging in participatory design. The process went through difficulties, getting accustomed

caption 2:

Conceptual plan of the virtual exhibition lobby; the history of the tree through the tree rings

captions 3-6 :

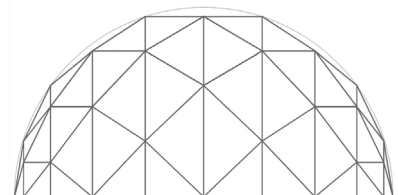
Representations of the dome (3), central piece (4) and ramp (5) as the defining design elements of movement and images in the lobby (6)



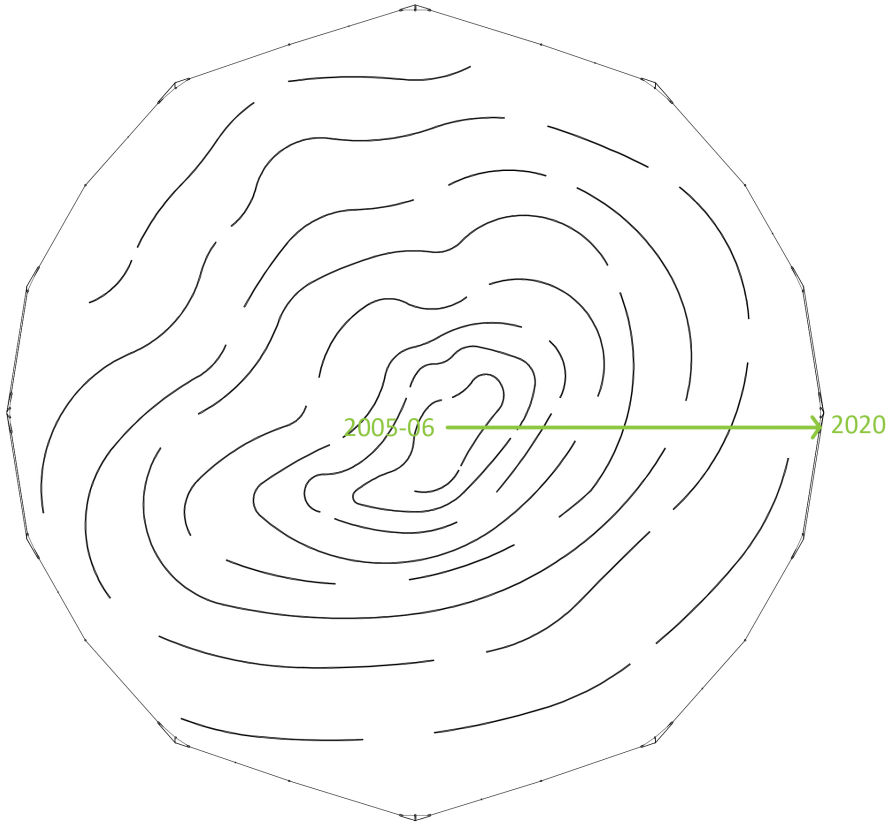
FINGER PRINT- CITY IN THE ABSTRACT WAY



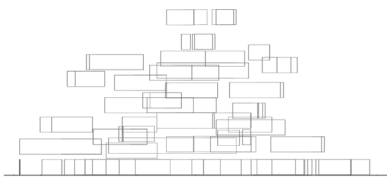
YOU CAN TELL THE AGE OF A TREE BY COUNTING THESE RINGS.



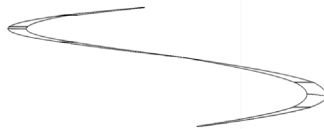
3



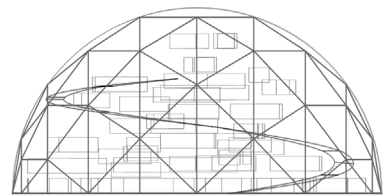
2



4



5

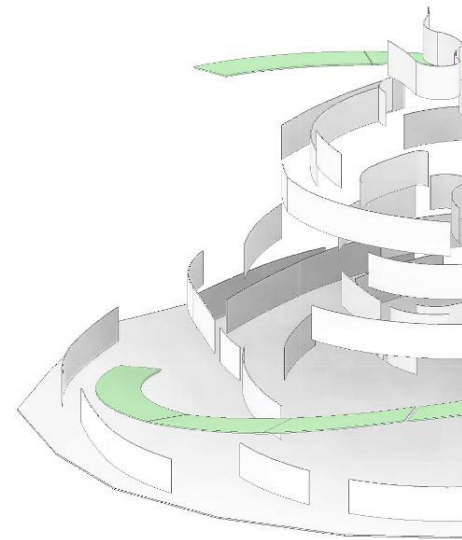


6

with new design partners and through infinite amounts of loops before reaching the design concept. The next challenging question was how to transform space into non-space?

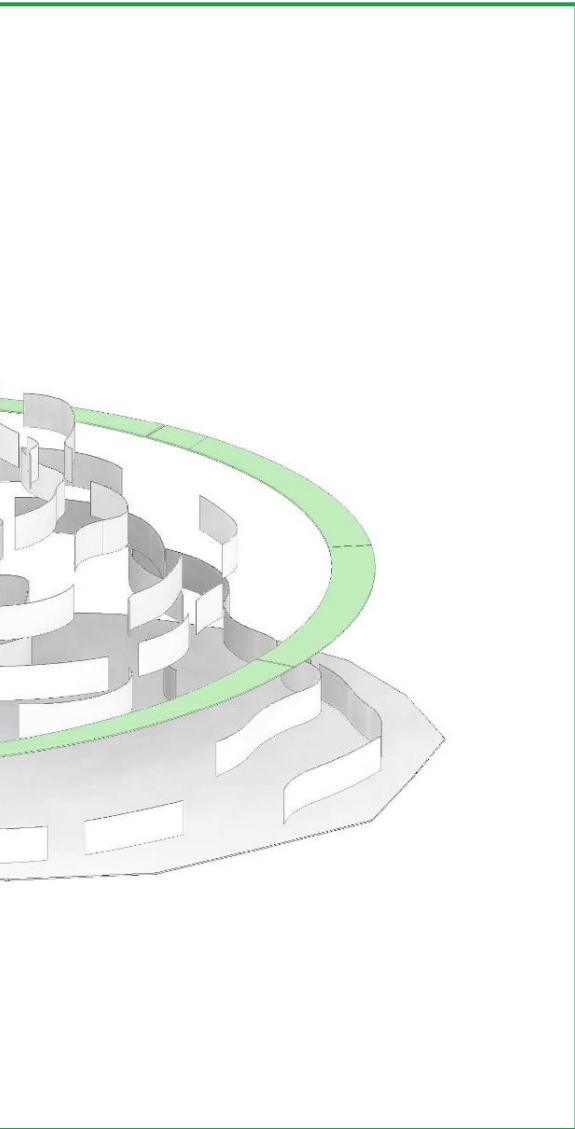
How to construct spatial conditions and stimulate the visitors' experience through a monitor. The answer was 'people'. People interacting with architecture and space, give meaning to the space. After all, what is architecture without people? Even though the exhibition space is digital, people are physical. So, people would contribute the physical aspect of the exhibition, even though through digital avatars. They would bring people closer within the virtual space, even if they are distanced, due to the pandemic.

The second challenge was to deconstruct and re-define what is ECOWEEK. ECOWEEK is an international NGO that promotes sustainability through design. But, what is actually ECOWEEK? For young people, ECOWEEK means much more. People, cooperation, ecology, design, innovation, and especially action! ECOWEEK is a global community that has been forming and growing over the last fifteen years. ECOWEEK is like a lighthouse that educates, empowers and raises awareness to young people all over the world in terms of ecology, sustainability through creative and innovative ways. But primarily, ECOWEEK is a network of people: participants, organizers, volunteers, and speakers. All contributing in making sustainability more known to the public. This is why the concept of the exhibition is based on a tree. ECOWEEK as a tree. A tree that was planted in 2005 in Aegina, Greece, growing through time and expanding through space.



caption 7:

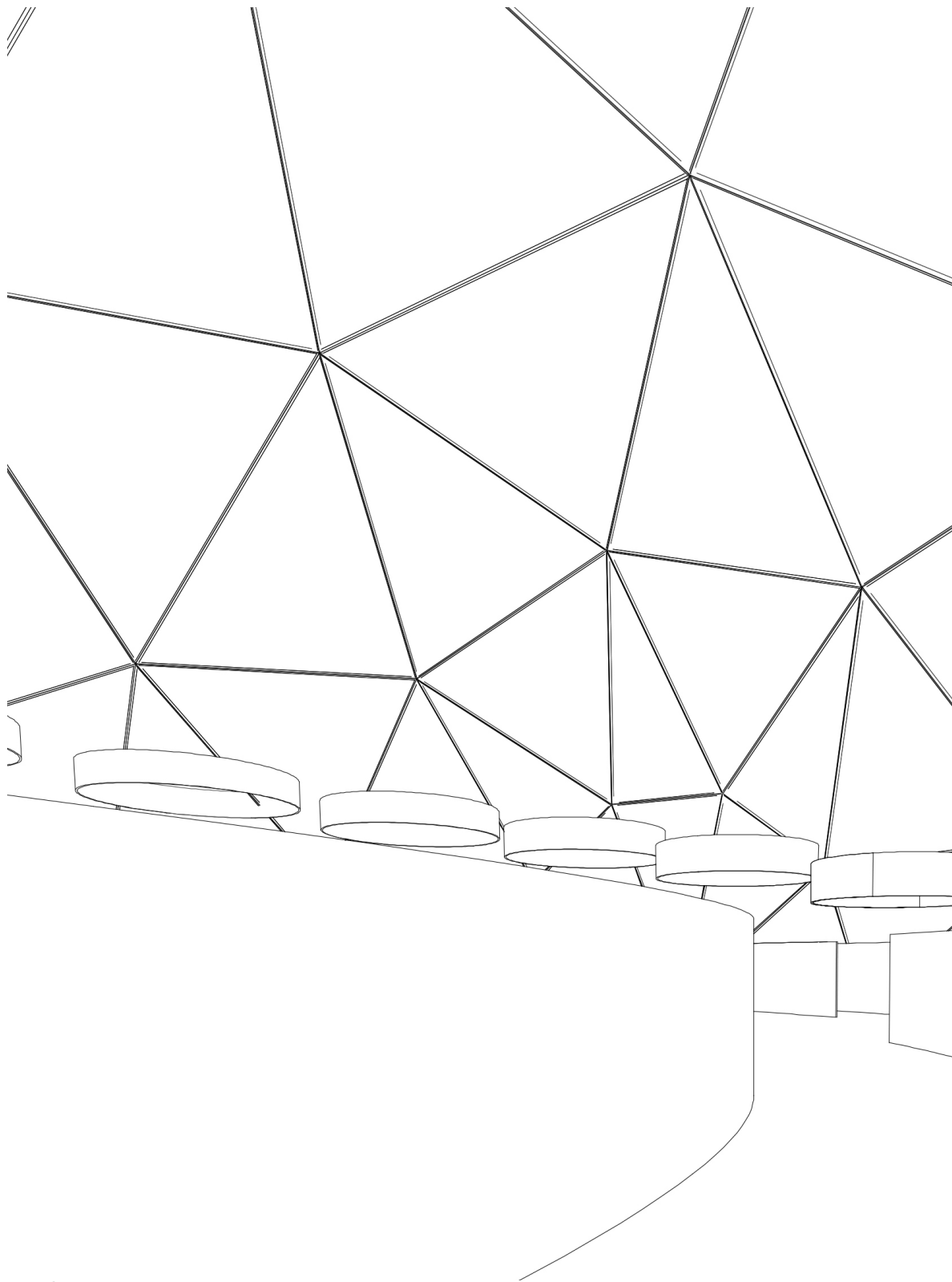
Isometric drawing of the central lobby and ramp.



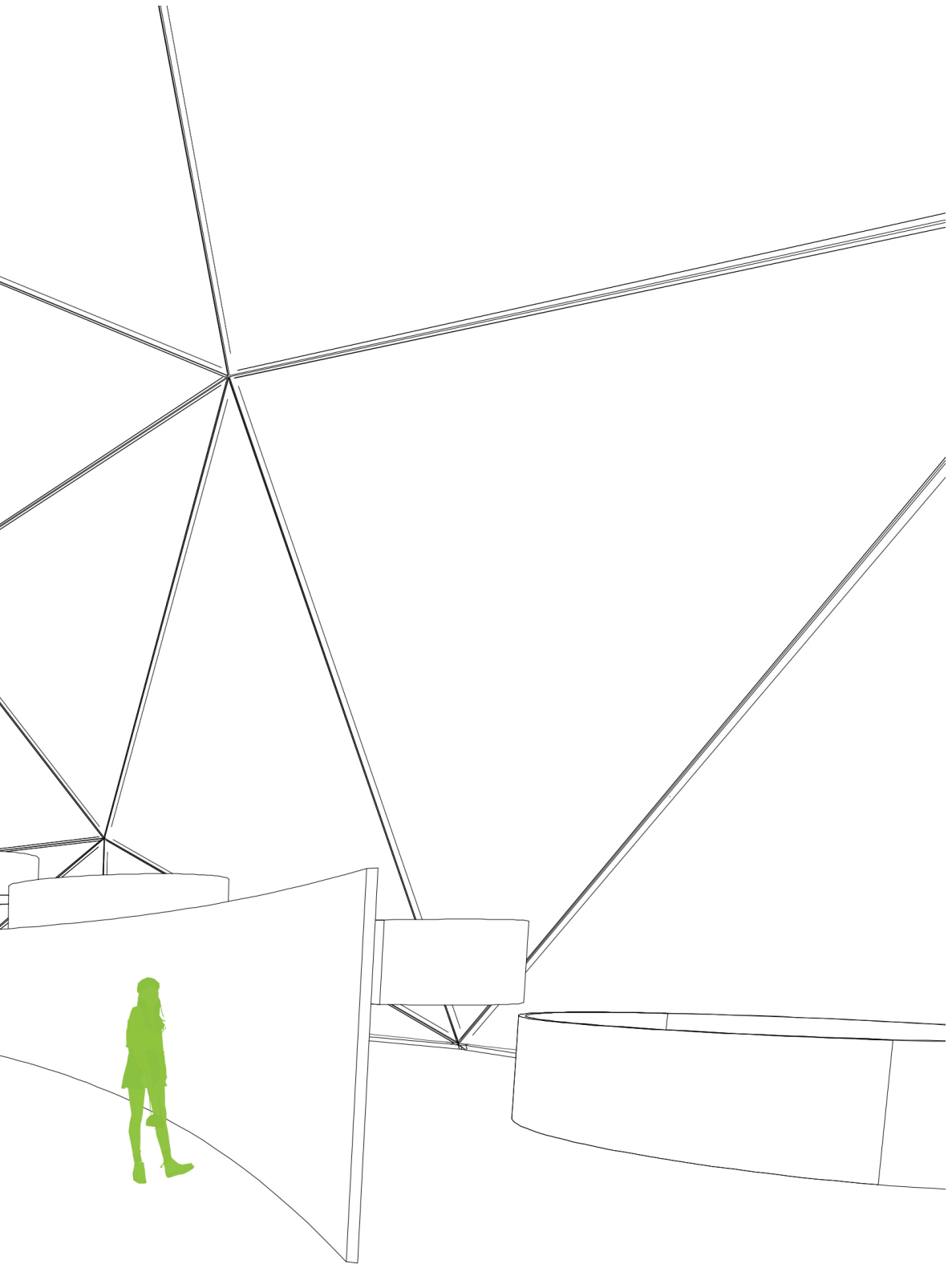
A tree with many branches that bring people closer and ground them closer to the concept of sustainability, thanks to strong roots. The roots go deep into the ground, while the enormous foliage extends from Europe and the Middle East, to Australia and China, symbolizing togetherness and connecting different people around the world. According to dendrochronology, in order to know the history of the tree, one has to look into the trunk and count the tree, thus know all the changes and the history of the tree. In the center of the tree rings is ECOWEEK. The starting point is the year 2005 and the place is Aegina, Greece. Then, the tree rings of ECOWEEK move outwards, recording the evolution of ECOWEEK in time and space. The final year in the exhibition is 2020, representing in the exhibition the first ECOWEEK online event.


These were the guiding lines for the exhibition concept, that guided the design of the exhibition. The central space is the exhibition lobby, forming a distorted system of tree rings, representing the history of ECOWEEK with photographs. The exhibition lobby is hosted inside a domed space, which is gradually experienced as one moves through the space on the virtual ramp. Starting from the virtual ground, the space is unraveled and the magnificent geodesic dome is experienced to its totality.

A poetic way to represent the ECOWEEK experience in time and (virtual) space, and the physical experience that people go through in their own growth towards becoming more aware and more active agents of change towards sustainability.



caption 8:
Perspective view of the exhibition lobby from inside the dome.





Voice




Share



Place

caption 9:


View of the virtual exhibition lobby from the ramp. Source: Hubs by Moz://a



React



Chat



Voice




Share



Place

caption 10:

View of the virtual exhibition and entry portals to the ECOWEEK pavilions while virtually ascending the ramp. Source: Hubs by Moz//a



React



Chat

E X H I B I T I O N
P A V I L I O N S

The pavilions are hosting exhibition boards from selected workshops that ECOWEEK realized during the past fifteen years in seventeen countries.

The boards represent an outpour of creative innovation that was generated by more than 4000 young architects and designers from around the world in more than 200 workshops in neighborhoods, parks, schools, and public spaces in 30 cities.

Each pavilion represents a distinct year of activity, and attempts to depict the unique concept and aspects of materiality, form and naturalelements of each year's events.


During the initial years 2005 to 2008 ECOWEEK engaged in a diversity and wealth of activities, including public lectures and programs in schools. For this reason, the images in these pavilions are not 'physical' but rather projected.

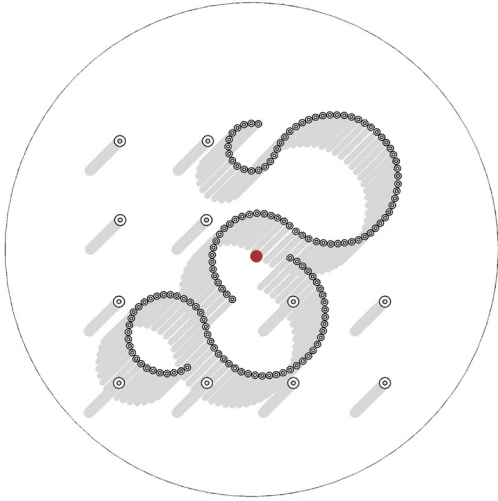
Between 2009 and 2016 ECOWEEK developed the workshops format, hosted from university classes, to public libraries and architects' offices. These pavilions are designed based on ideas, forms and materiality emerging from these workshops: experimenting with timber, newspapers and with forms inspired by nature. A unique theme that stands out in the workshop projects of 2011 to 2016 is verticality, which is expressed also in the design of the pavilions. In 2017 the main focus of the workshops is placemaking. As the pavilions draw their inspiration from the workshop projects, they translate it into a hypothetical public space with a cube, that allows human interaction and urban conditions in virtual space.

In the pavilion of 2020, the first time ECOWEEK developed an online workshop experience, the pavilion re-creates the illusion of non-spatial space, through the form of a virtual constructed cloud, of tubes of translucent materiality.

2005 - 2006 P A V I L I O N


This pavilion represents projections of ECOWEEK activity on a series of curving planes made of recycled paper tubes, with snapshots of exhibitions and conference events that took place in Aegina, Greece. These events focused on sustainable design, promoting public involvement in recycling, composting and green building.





- Avatar
- Boards

12



13

- Voice
- Share
- Place
- React
- Chat

14

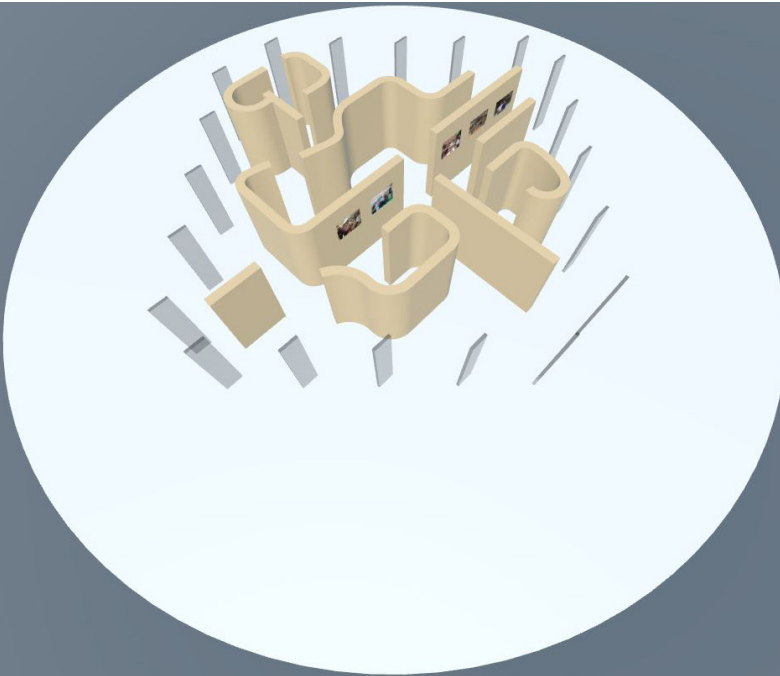
- Voice
- Share
- Place
- React
- Chat

captions 12-14: Floor plan, isometric and perspective views of the pavilion. Source: Hubs by Moz://a

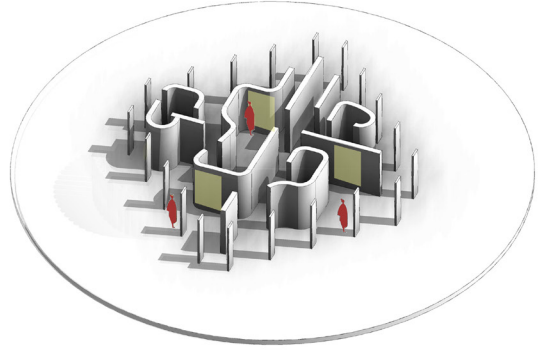

2 0 0 7 P A V I L I O N

This pavilion represents the experience of ECOWEEK going out to the world, to share the message of sustainability, in expositions and trade shows, with the modular booth being the common point of reference. The same year, ECOWEEK from its desk at the Athens Concert Hall, welcomed Nobel Laureate former US VP Al Gore for this first-ever keynote lecture in Greece, on climate change, invited by ECOWEEK and Megaron Plus.

WORLD ENVIRONMENT DAY || ECOWEEK EXPANSION





caption 15: View of the pavilion. Source: Hubs by Moz//a



- Avatar
- Boards

16

|| EXHIBITION || COLLABORATION || LECTURES



17

-  Voice
-  Share
-  Place
-  React
-  Chat

18

-  Voice
-  Share
-  Place
-  React
-  Chat

captions 16-18: Floor plan, isometric and perspective views of the pavilion. Source: Hubs by Moz://a

2 0 0 8 P A V I L I O N


In this pavilion, the tree rings start to grow outwards as ECOWEEK realized a series of high profile invitations to world-known keynote speakers: Singapore architect Ken Yeang, creator of the 'green skyscraper', and US landscape architect Julie Bargmann of the DIRT Studio. They are hosted at the international ECOWEEK conference 'Ecology + Environment + Architecture' in Athens, Greece. The same year, ECOWEEK is invited to organize the first 'Week of Ecology' in Larnaka, Cyprus.

R E C Y C L I N G

||

E N E R G Y

C O N S E R V A T I O N



Voice



Share



Place

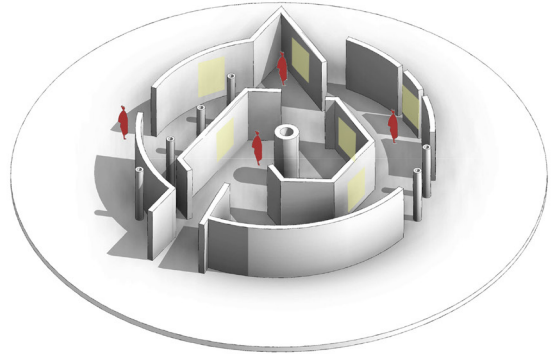


React



Chat



caption 19: View of the pavilion. Source: Hubs by Moz://a



- Avatar
- Boards

20

|| R E N E W A B L E E N E R G Y T E C H N O L O G I E S



21

- Voice
- Share
- Place
- React
- Chat

22


- Voice
- Share
- Place
- React
- Chat

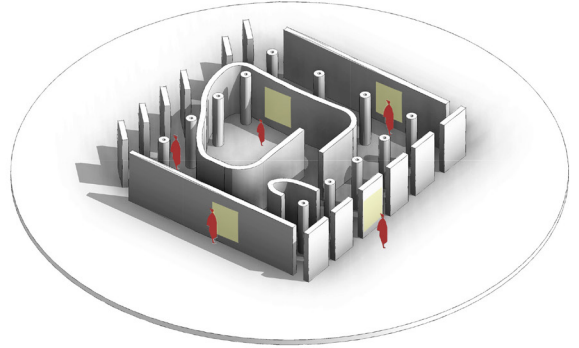
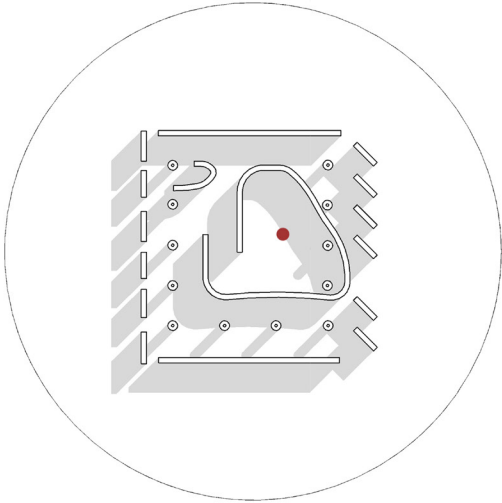
captions 20-22: Floor plan, isometric and perspective views of the pavilion. Source: Hubs by Moz://a

2 0 0 9 P A V I L I O N

ECOWEEK 2009 realises an international conference in Athens, Greece on the topic of “Ecology + Leadership + Architecture” while a regional conference titled “Green Civil Engineering” is realised in Beersheva, Israel. Within the program of environmental awareness in High Schools in Greece and Cyprus ECOWEEK organises tree-planting expedition at burnt areas.

AGRICULTURE || WATER SAVING || ENERGY







24

- Avatar
- Boards

SAVING || RECYCLED CONCRETE || WIND POWER



25

- Voice
- Share
- Place
- React
- Chat

26


- Voice
- Share
- Place
- React
- Chat

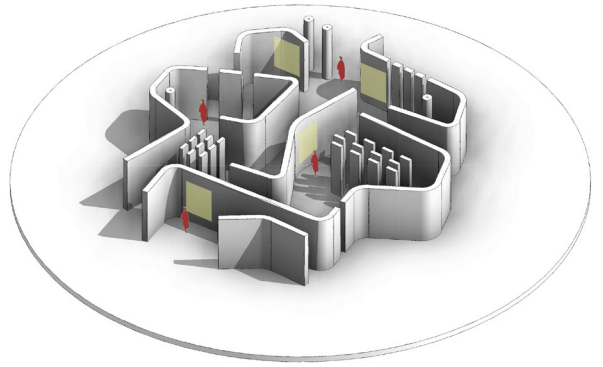
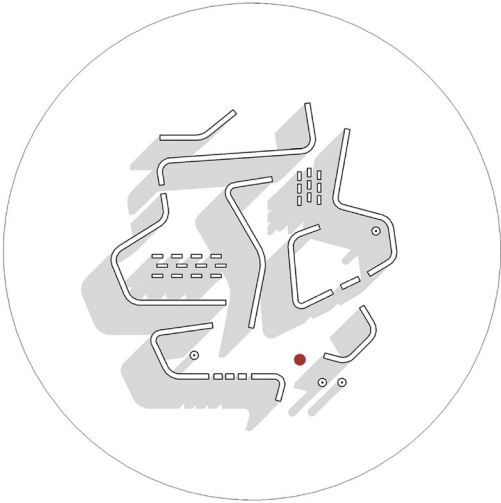
captions 24-26: Floor plan, isometric and perspective views of the pavilion. Source: Hubs by Moz://a

2 0 1 0 P A V I L I O N

This pavilion picks the free form of the Bauhaus, inspired by the first ECOWEEK event in Tel Aviv, Israel, an UNESCO World Heritage Site for international style architecture. The conference titled 'Green Architecture - Community - Sustainability' hosted keynote lecture by Bjarke Ingels of BIG.

GREEN HOUSE || ZERO EMISSION || PASSIVE





28

- Avatar
- Boards

S O L A R || V E G E T A T I O N || Z E R O C A R B O N



29

-  Voice
-  Share
-  Place
-  React
-  Chat

30


-  Voice
-  Share
-  Place
-  React
-  Chat

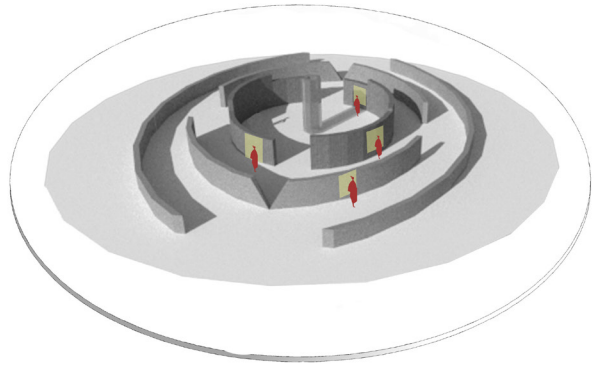
captions 28-30: Floor plan, isometric and perspective views of the pavilion. Source: Hubs by Moz://a

2 0 1 1 P A V I L I O N

The tree rings are expanding again in this pavilion. With increasing heights and concrete materiality, this pavilion also represents a city. The materials suggest a green wall and timber, suggesting transformation of urban fabric to more sustainable environment. It represents the first international ECOWEEK conference in Milano, Italy. Titled 'Urban Communities & Green Architecture' it hosted workshops and a keynote lecture by architect Francoise-Helene Jourda. The same year, ECOWEEK expanded further to the northern Greek city of Thessaloniki, with the first international conference 'Urban Communities + Green Architecture' featuring a keynote lecture by world-known German architect Diebedo Francis Kere.

U R B A N A R E A S || C O N C R E T E || S U S T A I N A B L E





32

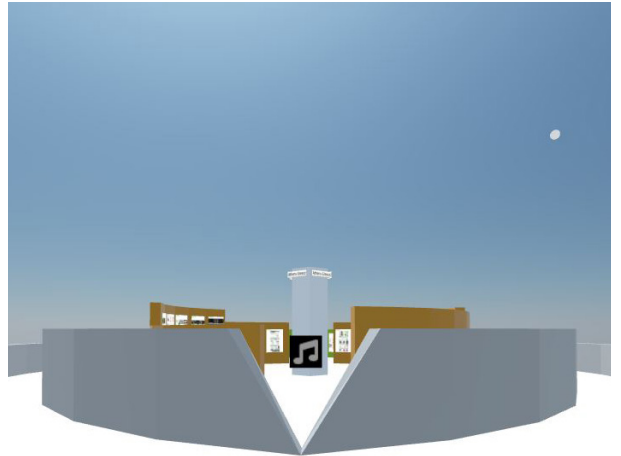

- Avatar
- Boards

MATERIALS



SUSTAINABLE

ENVIRONMENT



33

- Voice
- Share
- Place
- React
- Chat

34

- Voice
- Share
- Place
- React
- Chat

captions 32-34: Floor plan, isometric and perspective views of the pavilion. Source: Hubs by Moz//a

2 0 1 2 P A V I L I O N

This pavilion, inspired by the tree concept, is designed like a giant leaf, aiming to emphasize the sustainability value in the ECOWEEK ethos. The same value communicated to the numerous international conferences that took place around the world: in Jerusalem, Israel, in Thessaloniki, Greece, in Krakow, Poland, in Belgrade, Serbia, and in Rome, Italy, where ECOWEEK hosted a keynote lecture by world-known Japanese architect Kengo Kuma.


LEAF

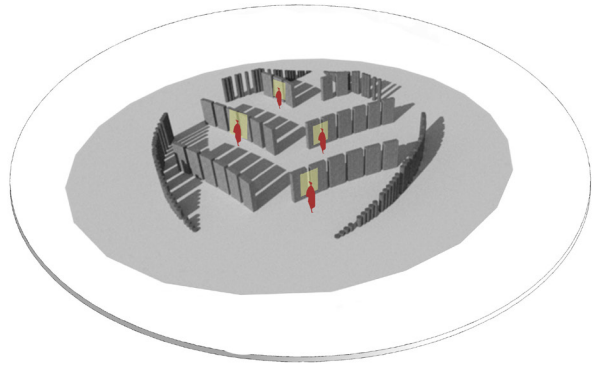
||

TIMBER

||

SUSTAINABLE





36

- Avatar
- Boards


CHARACTER



VERTICALITY



OPEN



37

-
-
-
-
-


38

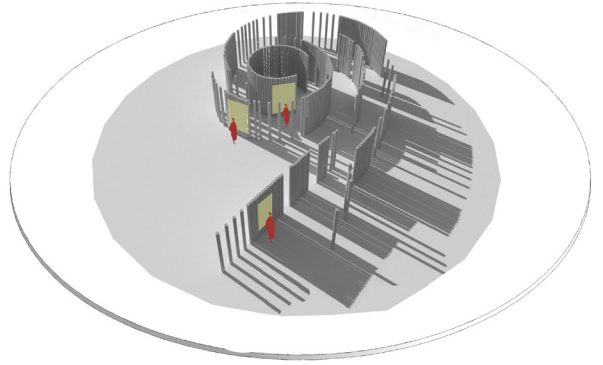
-
-
-
-
-

captions 36-38: Floor plan, isometric and perspective views of the pavilion. Source: Hubs by Moz://a

2 0 1 3 P A V I L I O N



This pavilion spirals out as ECOWEEK reaches out to new venues. In 2013 ECOWEEK realizes its first international conferences and design workshops in Istanbul, Turkey, and Copenhagen, Denmark, together with events in Bucharest, Romania, Krakow, Poland, Tel Aviv, Israel and Athens, Greece. In Copenhagen, titled 'New Nordic Living' the ECOWEEK event hosted Connie Hedegaard, former European Commissioner for Climate Action of the European Commission.





- Avatar
- Boards

40



41

- Voice
- Share
- Place
- React
- Chat

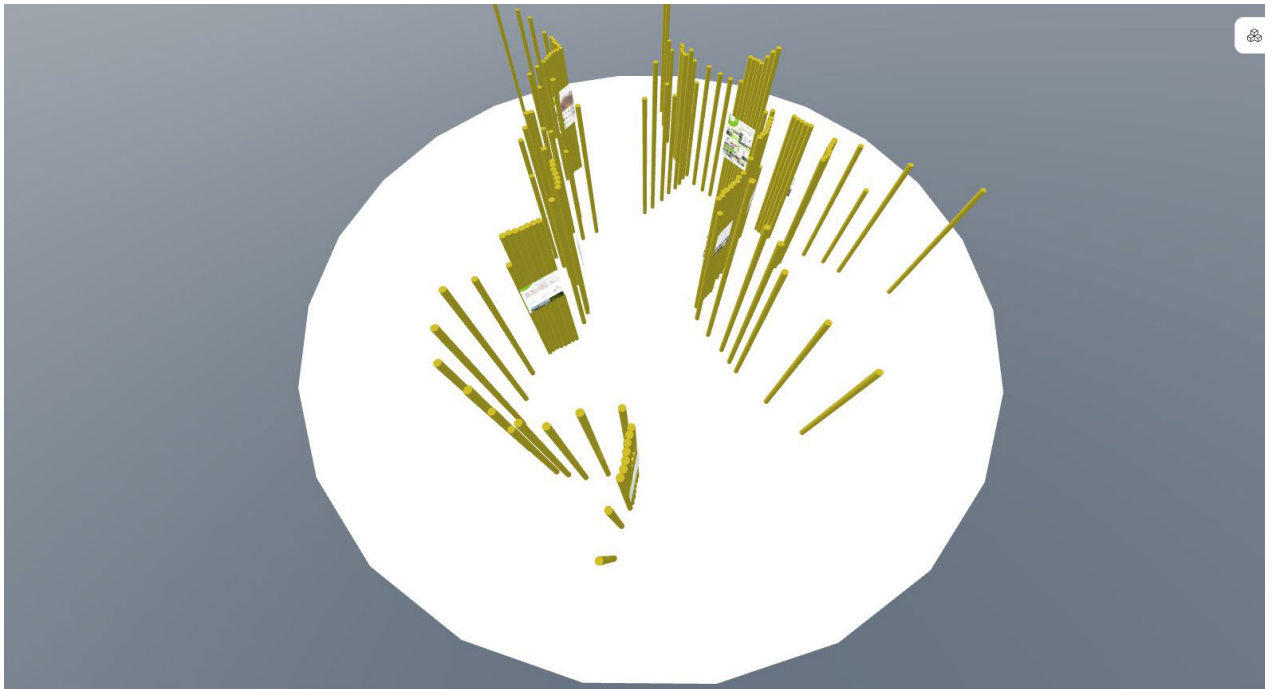
42

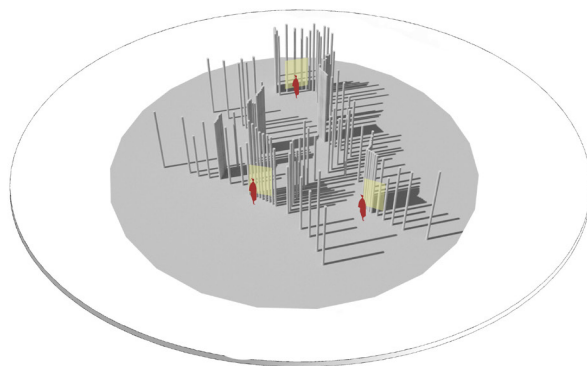
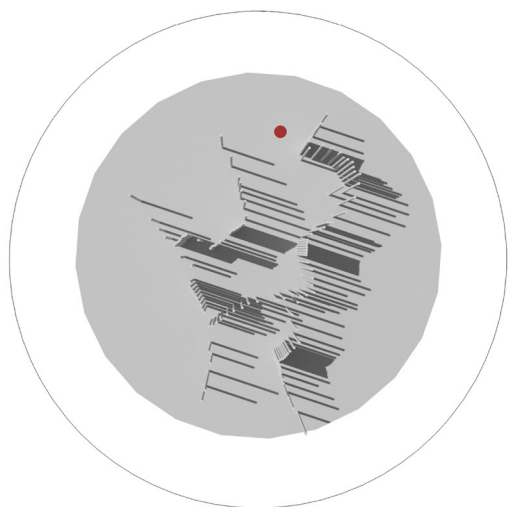
- Voice
- Share
- Place
- React
- Chat

captions 40-42: Floor plan, isometric and perspective views of the pavilion. Source: Hubs by Moz://a

2 0 1 4 P A V I L I O N



A minimalist pavilion for a year of repose, as ECOWEEK realized two international events in London, UK and Prishtina, Kosovo. Hosted at ARUP headquarters, the ECOWEEK international conference and workshops in London was a unique experience to explore sustainability in a city leading sustainable design for several decades.





44

- Avatar
- Boards



45

-  Voice
-  Share
-  Place
-  React
-  Chat


46

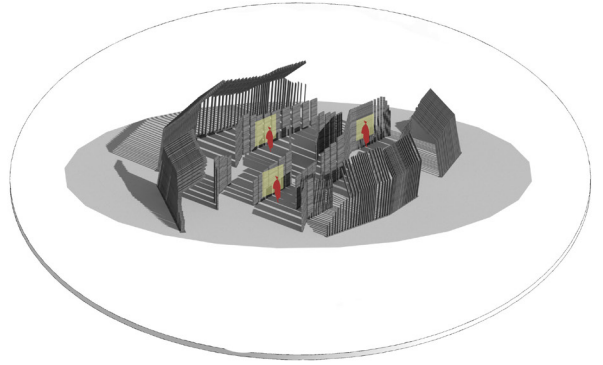
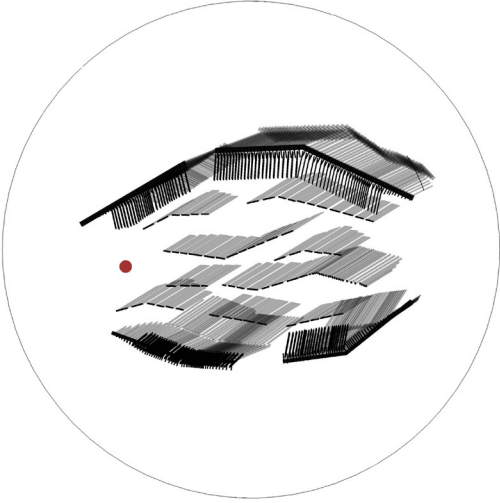
-  Voice
-  Share
-  Place
-  React
-  Chat

captions 44-46: Floor plan, isometric and perspective views of the pavilion. Source: Hubs by Moz://a

2 0 1 5 P A V I L I O N


This pavilion re-imagines the tree ring concept, as ECOWEEK reaches out to new audiences around the world: ECO-Week in Cairns, Australia, design completion in China, a 'Glocal Architecture' in Prishtina, Kosovo, and an international conference in Istanbul, Turkey. Also, a renewed model of hands-on placemaking workshops in Thessaloniki, Greece, featuring a keynote lecture by wooden-architecture expert Norwegian architect Einar Jarmund.





- Avatar
- Boards

48



49

-
-
-
-
-

50

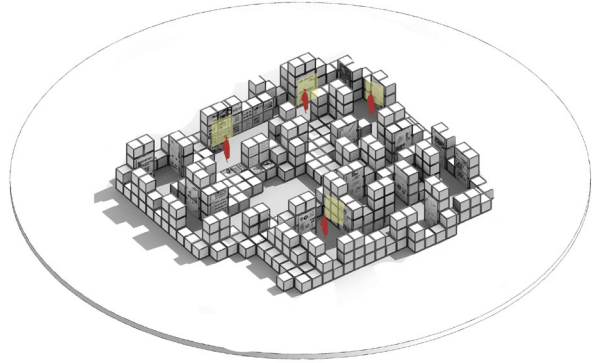
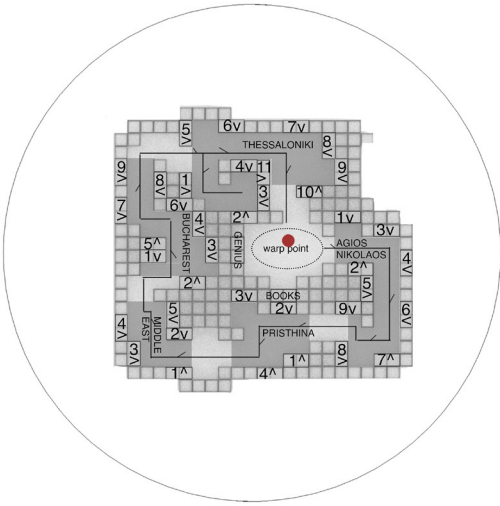
-
-
-
-
-

captions 48-50: Floor plan, isometric and perspective views of the pavilion. Source: Hubs by Moz://a

2 0 1 6 P A V I L I O N


How can a virtual pavilion express the structuralistic qualities of a placemaking installation? This pavilion attempts to answer this question through assembling modular forms, to express the placemaking workshops that took place in several cities, and to host the panels of a variety of events in several continents: the '7 Days of Genius' with 92stY in New York, the ECO-Week in Cairns, Australia, numerous workshops in Jerusalem and Tel Aviv, Israel, Prishtina, Kosovo, Thessaloniki and Ag. Nikolaos, Greece, and Bucharest, Romania. The GENIUS events on 'Design for Public Good' took place in Athens, Thessaloniki, Jerusalem, Bucharest and Sarajevo, Bosnia.





- Avatar
- Boards

52



53

- Voice
- Share
- Place
- React
- Chat


54

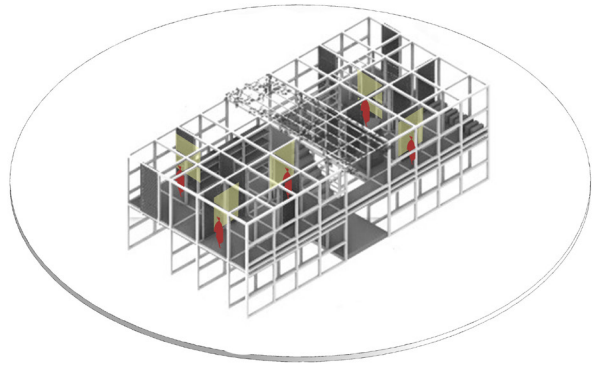
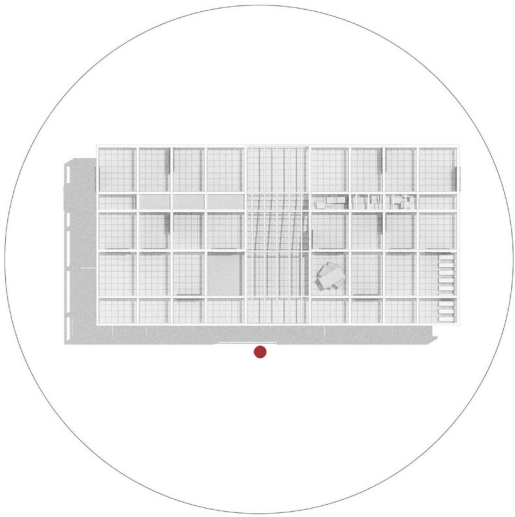
- Voice
- Share
- Place
- React
- Chat

captions 52-54: Floor plan, isometric and perspective views of the pavilion. Source: Hubs by Moz://a

2 0 1 7 P A V I L I O N

This pavilion is an expression of the duality and complexity of the ECOWEEK activity: on one hand frontal lectures, and on the other hands-on intense placemaking workshops. This pavilion hosts a rich texture of activity, reaching out from New York to India, including '7 Days of Genius' events in Prishtina, Kosovo, Holon and Jerusalem, Israel, Mumbai, India, London, UK, Sarajevo, Bosnia, Bucharest, Romania and Thessaloniki and Athens in Greece. In addition, premiere screenings of the new documentary on climate change 'Inconvenient Sequel' with Al Gore in Greece and Israel, and two international conferences and design workshops in Israel and Tilburg, Netherlands, with keynote speaker Cradle-to-Cradle co-founder Michael Braungard.





56

- Avatar
- Boards



57

-  Voice
-  Share
-  Place
-  React
-  Chat

58

-  Voice
-  Share
-  Place
-  React
-  Chat

captions 56-58: Floor plan, isometric and perspective views of the pavilion. Source: Hubs by Moz://a

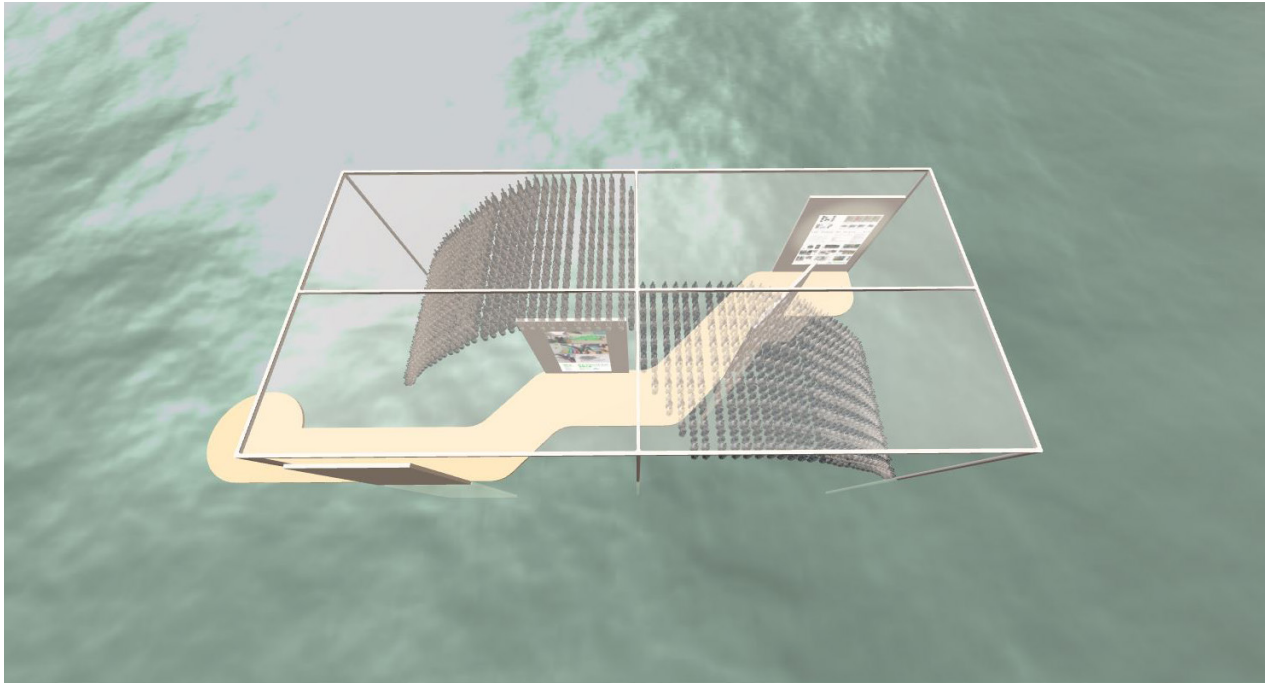
2 0 1 8 P A V I L I O N

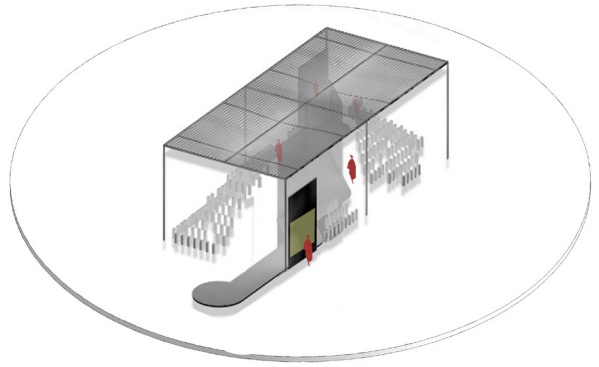
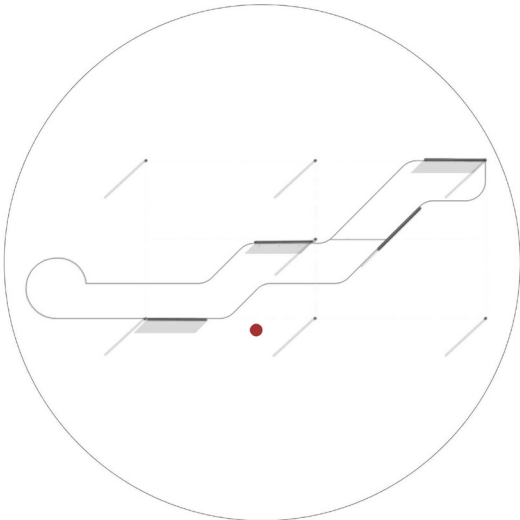
Along the lines of placemaking, this pavilion is assembled by bottles, to represent the installations and reuse of containers and ready-found materials as in the ECOWEEK hands-on workshops in Tel Aviv and other locations in Israel. In central Tel Aviv, the workshop team created three-dimensional infographics installations on environmental messages, at Goethe Institute and public lobby.

PLASTIC POLLUTION

||

PLASTIC BOTTLES





60

- Avatar
- Boards





WATER

POLLUTION



GRID



61

-
-
-
-
-


62

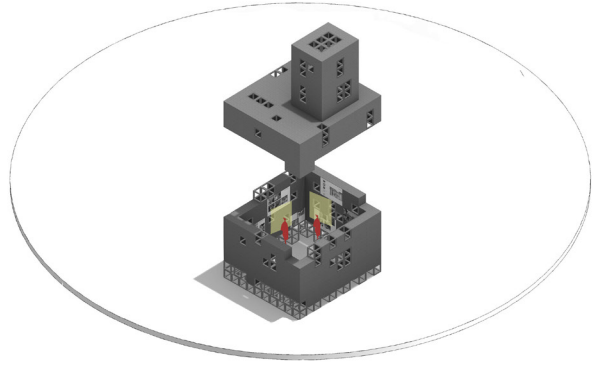
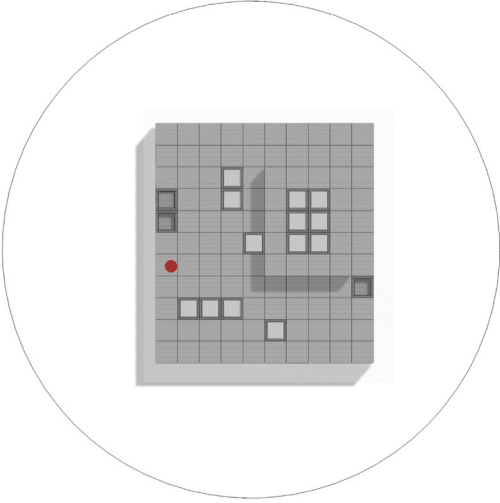
-
-
-
-
-

captions 60-62: Floor plan, isometric and perspective views of the pavilion. Source: Hubs by Moz://a

2 0 1 9 P A V I L I O N

This pavilion was designed for a desert climate, as the ECOWEEK activity was centered primarily in Israel. In addition to the international conference & design workshops titled 'Intervention and Placemaking in Public Space', ECOWEEK joined the exhibition 'At Eye Level' at the Vitrina Gallery, at Holon Institute of Technology in Israel, which featured among others, a full-scale installation of a bamboo pavilion. That pavilion was built of borrowed bamboo dimensioned pieces, which were returned to the supplier after the exhibition was over and the installation was dismantled. The same year, ECOWEEK initiated a fund-raising campaign and exhibition for the 'Preservation of the Mosaic of Aegina' at the Archaeological Museum of Aegina, Greece.






64

- Avatar
- Boards



65

-  Voice
-  Share
-  Place
-  React
-  Chat




66

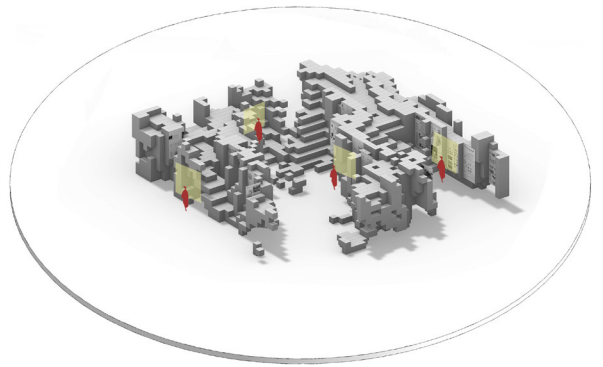
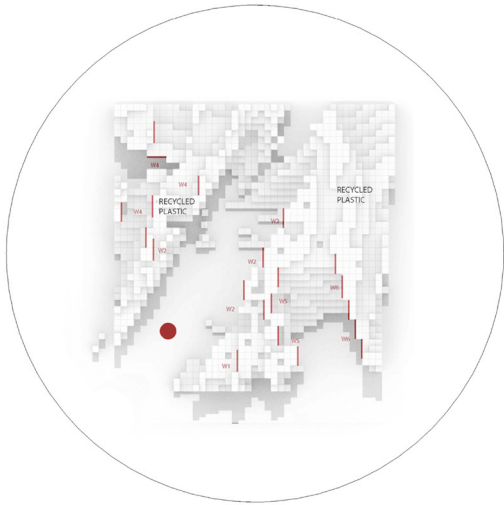
-  Voice
-  Share
-  Place
-  React
-  Chat

captions 64-66: Floor plan, isometric and perspective views of the pavilion. Source: Hubs by Moz://a

2 0 2 0 P A V I L I O N


The year 2020 marks a shift in the ECOWEEK activity. Due to the global lockdowns caused by the COVID-19 pandemic, starting in March, ECOWEEK undertook to organize a series of online international conferences and online workshops for the first time, in May and October of that year. The pavilion, in the form of a cloud, reflects this shift from the physical to the digital, relying on the internet and 'cloud' services and platforms. The theme of the first online event in May 2020 was titled 'Online 48-Hour Challenge on Circular Economy in Design' and featured cutting-edge practices in circular economy and materials (and waste) harvesting and reuse.





68

- Avatar
- Boards



69

-  Voice
-  Share
-  Place
-  React
-  Chat

70

-  Voice
-  Share
-  Place
-  React
-  Chat

captions 68-70: Floor plan, isometric and perspective views of the pavilion. Source: Hubs by Moz://a

THE TEAM

The exhibition would not have been made possible, without the dedication and creative talent of the team of young professionals and students each one located in a different part of the world:

Pavlos Symianakis (exhibition coordinator and curator), Evgenia Dickins, Mehmet Kisa, Artemis Korovesi, Foteini Masiala, Despoina-Elisavet Michaelidi, Flaka Pergjegjaj, Çlirimtare Syla, Bijona Trakaniqi, and Anjeza Vokshi.

The team was also supported by the ECOWEEK experts Elias Messinas (design feedback and exhibition catalogue) and Despoina Kouinoglou (design feedback and spatial organization).

The exhibition design was a learning process formulated like a design studio, where the team developed skills in exhibition design, catalogue design, programming, analysis of existing conditions, research and processing of data to be considered in the design process, the development of a narrative and the relationship between design and spatial programming, and finally, the relationship between architectural concept and digital environment.

We thank the team and all who contributed to this special project!






ENGENIA DICKINS




MEHMET KISA



ARTEMIS KOROVESI




ANJEZA VOKSHI




DESPOINA-ELISAVET MICHAELIDI




FLAKA PERGJEGJAJ



ÇLIRIMTARE SYLLA



BIJONA TRAKANIQI



FOTEINI MASJALA



15 YEARS
E C O
WEEK

